

SZAFKA DODATKOWA
P1.1

IOIC MONITORING

ZASILACZ

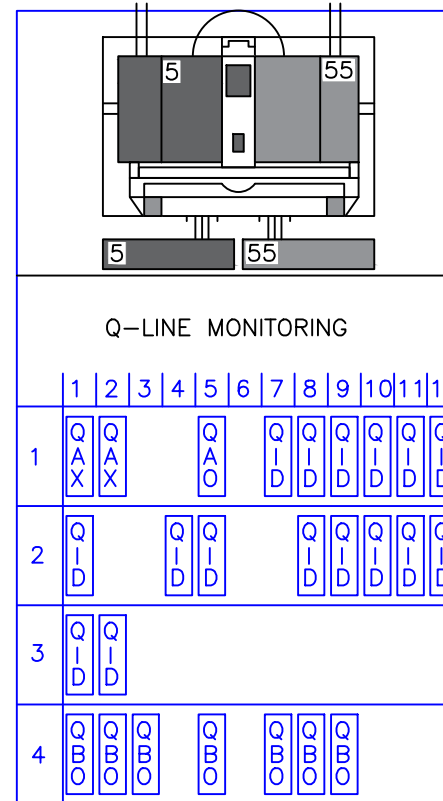
3.1	DI	AI	4.8
3.2	DI	AI	4.7
3.3	DI	AI	4.6
3.4	DI	AI	4.5
3.5	DO	AO	4.4
3.6	DO	AO	4.3
3.7	DO		4.2
3.8			4.1

DROP5/55
P 1 B 3,4

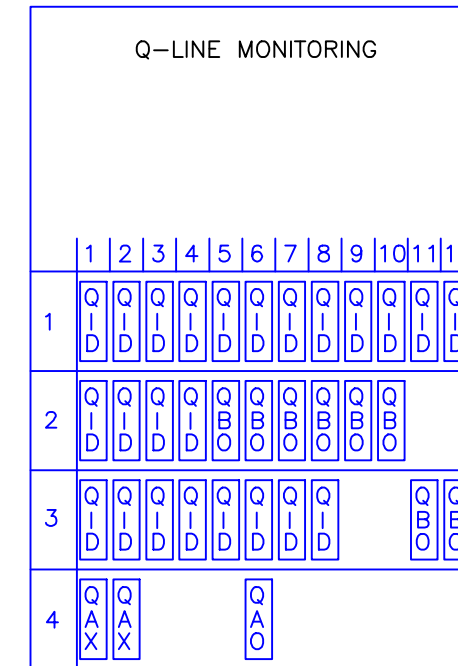
IOIC MONITORING

3.1	H A I		4.8
3.2	S O E	H A I	4.7
3.3	S O E		4.6
3.4	S O E		4.5
3.5	S O E		4.4
3.6	R O M		4.3
3.7	R O M		4.2
3.8			4.1

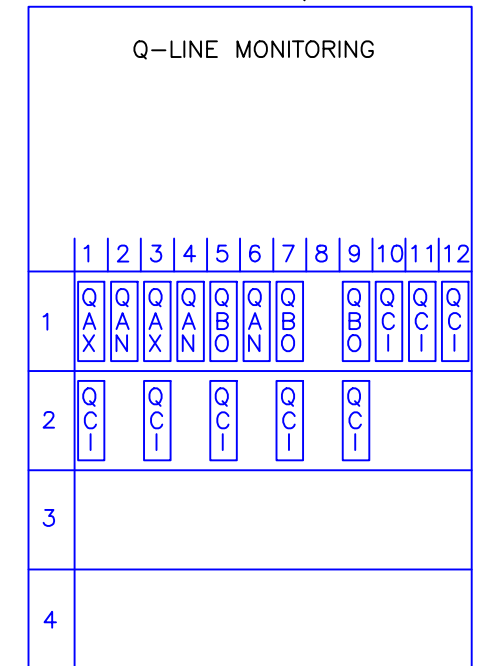
DROP5/55
P 3 Q 1-4



DROP5/55
P 4 N 1 Q 1-4



DROP5/55
P 4 N 2 Q 1-4



Załącznik nr 12.

Konfiguracja systemu - Stan po modernizacji